

Fig. 1

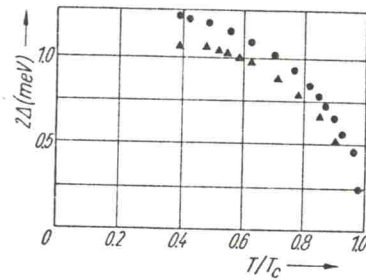


Fig. 2

Fig. 1. I-U characteristics of a Sn-I-Sn junction at $P = 0$ and $P = 8.2$ katm. Normalized units are along the I-axis

Fig. 2. Temperature dependence of the energy gap of tin at a pressure of 8.2 katm;

- - $P = 0$,
- ▲ - $P = 8.2$ katm

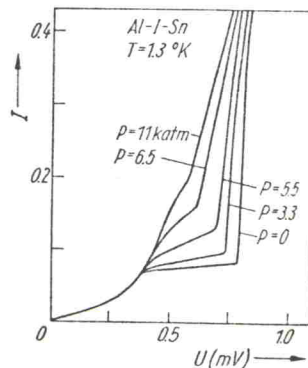


Fig. 3

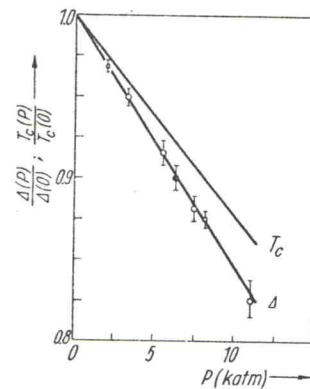


Fig. 4

Fig. 3. I-U characteristics of Al-I-Sn at different pressures. Normalized units are along the I-axis

Fig. 4. Influence of high pressures on the energy gap and critical temperature of tin. The straight line for T_c has a slope of $dT_c/dP = -4.8 \times 10^{-5}$ °K/atm;

- - from Sn-I-Sn,
- - from Al-I-Sn,
- - pressure break

T
tempe
F

T
lead
of (1
estin
with
I
ques
I
Jose
fluct

the
advi
nov:

(1)
(2)
(3)
(4)
(5)